

### PERSONAL, SOCIAL AND EMOTIONAL DEVELOPMENT

We will be continuing to have positive friendships with our class.  
We will be sharing our toys and taking turns  
We will be sharing and starting to work as part of a small group.  
We will 'chat and explore' with our friends and adults.  
We will be proud of each other and will celebrate our own success.



### PHYSICAL DEVELOPMENT

We be using tools (such as scissors, paintbrushes and pens/pencils and dough and clay tools) .  
We will be developing our fine motor skills .  
We will be continuing to develop our independence, getting ourselves ready for Forest school and preparing for outside play.  
In PE we will continue our Real PE adventures and will be working on travelling, balancing and moving with control. We will be developing our social skills, of working with friends and taking turns.  
We will be dancing and moving in time to music.

### COMMUNICATION AND LANGUAGE

We will be listening and speaking to each other in 1:1, in small groups and to the class.  
We will be listening to and retelling stories using puppets and props.  
We will be joining in with rhyming activities and chants.  
We will be talking about celebrations in our own homes, parties we have been to and the preparations that we make.  
We will be asking and answering questions as part of our class discussions and will be developing our Oracy skills.


### NUMBER and NUMERICAL PATTERNS



We will be using our number skills to learn about numbers 1-10  
We will be finding out how the numbers are made and will be using stem sentences such as 'I know that 4 is 3 and one more'  
We will be learning about what the numbers look like, how they are made and finding different ways to represent them  
We will be ordering the numbers and subitising.  
We will use Numberblocks to help us.

### SHAPE SPACE AND MEASURE

We will be exploring and making patterns .



We will be ordering objects by length and measuring .  
We will be exploring and naming shapes .  
We will use them to make pictures

### EXPRESSIVE ARTS AND DESIGN

We will be learning new songs and dances.  
We will be acting out stories.  
We will be listening and dancing to music from around the world.  
We will try new craft activities and will then be using these skills to develop our own ideas.



### UNDERSTANDING THE WORLD

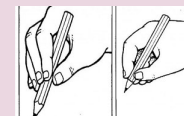
We will be finding out about celebrations and special events that are celebrated. We will compare them to celebrations that we have at home.  
We will find out about Diwali, Bonfire Night, Halloween, Remembrance, Christingle, Advent, Christmas, New Year and Birthdays.  
We will be tasting some traditional celebration foods and expressing likes and dislikes .  
We will be finding out about Winter and be able to identify some

### PHONICS

In our daily phonics sessions we will continue using our Phase 1 skills. We will be using our Phase 2 sounds to play games and will be learning some new sounds from Phase 2.  
m d g o c h k e u r h f l s s ll ff  
We will be learning the **alphabet song** and will be pointing to the letter as we say them.  
We will learn tricky words I no go to the he she me we be

### WRITING

We will be writing using the sounds from Phase 2 phonics. We will be recording letters and some cvc words.  
We will be writing our Phase 2 tricky words.



### READING

We will listening and sharing lots of stories and will be starting Bug Club reading journey and will be taking part in some guided reading hoop group sessions where we will be exploring some early Oracy skills  
We will be starting to **segment** and **blend** cvc words using our Phase 2 sounds, to read words and simple sentences.

# Lets Celebrate!




EYFS Cycle B3 We are Time travellers

### EXCITING TIMES

Visit to War Memorial, Pantomime, Christmas Production. World Nursery Rhyme Week

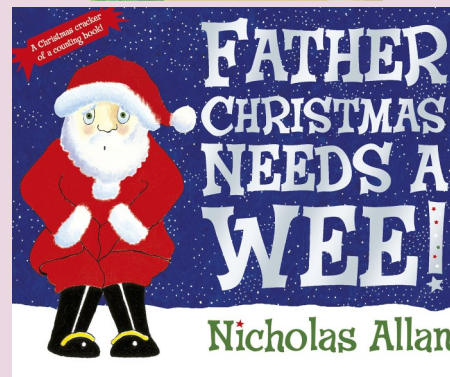


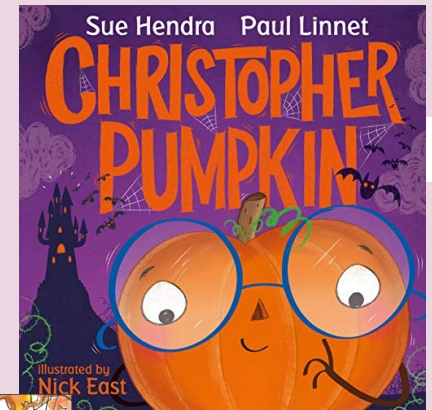




# Lets Celebrate!



EYFS Cycle B3

We are Time Travellers



These are some of the books that we might share in class.